

# COLLEGE APPLICATION WEEK

September 28 – October 2, 2020

Let's plan for your future!

---



+  
•

# What is it?

*College Application Week is your opportunity to submit a free application to at least one MT college or university free of charge!*

## **New this year:**

- **One common application for all public Montana schools**
- **Submit to more than one school**
- **Completely free**

*Please Note: Montana colleges are "test optional" for the Class of 2021. This means that you do not need ACT or SAT scores to apply.*

*Test scores may be necessary for certain merit-based scholarships.*

Where  
to start:

Go to [applymontana.org](https://applymontana.org)



Welcome to the Montana University System

### Apply Montana

Welcome to the **Central Application** for the Montana University System.


This convenient, web-based application is designated for **undergraduate students** seeking to enroll at any campus in the MUS.

For **Montana residents**, your application fee will be waived. All other applicants will be charged \$30

Sign in with your username and password below. First time here? Select Create an Account to get started.

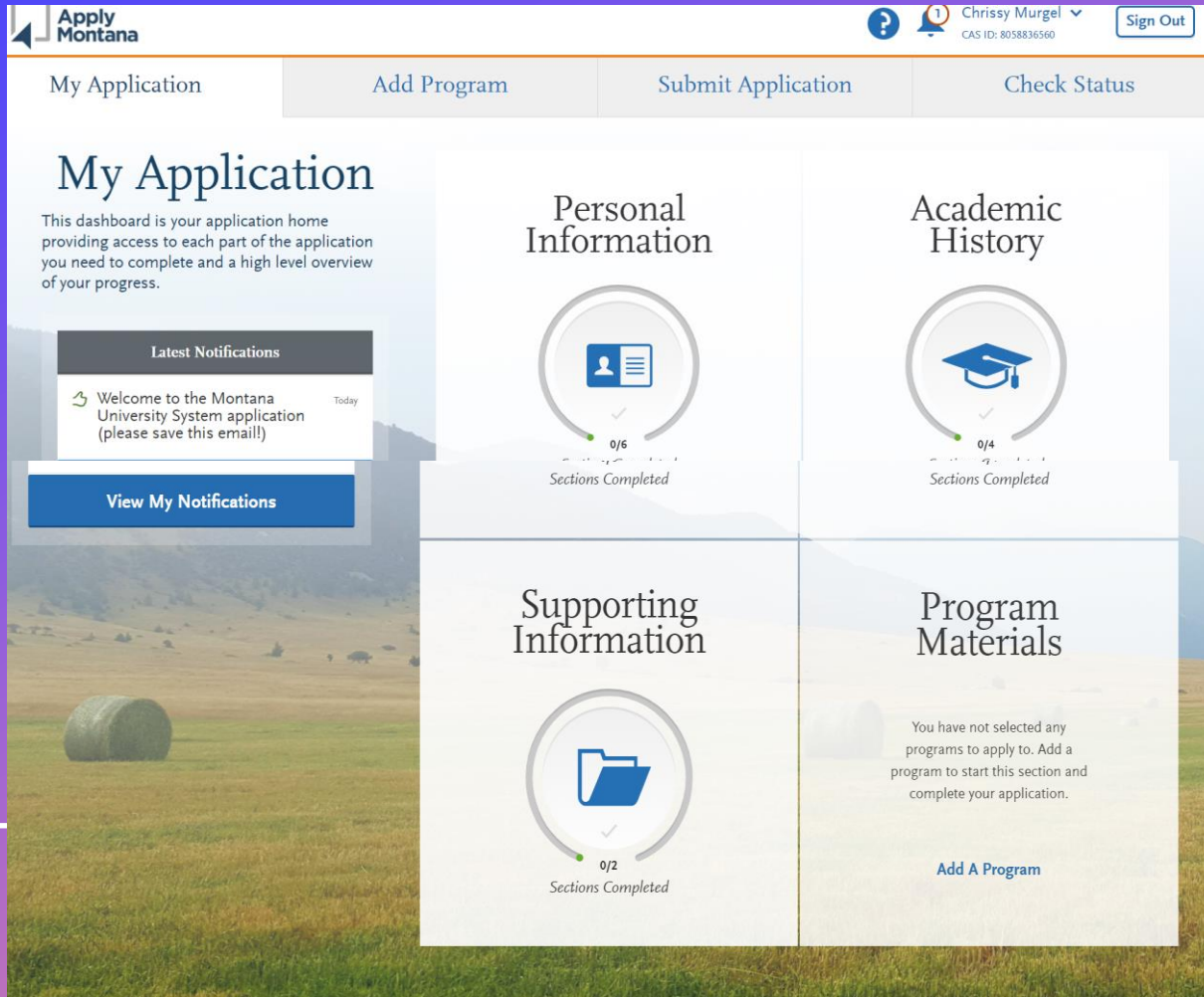
Sign In

[Create an Account](#)



# THE APPLICATION:

Four Sections to Complete:



The screenshot shows the 'Apply Montana' dashboard for user 'Chrissy Murgel'. The dashboard is divided into four main sections, each with a progress indicator:

- Personal Information:** 0/6 Sections Completed. Icon: Person with document.
- Academic History:** 0/4 Sections Completed. Icon: Graduation cap.
- Supporting Information:** 0/2 Sections Completed. Icon: Folder.
- Program Materials:** 0/0 Sections Completed. Message: 'You have not selected any programs to apply to. Add a program to start this section and complete your application.' Button: 'Add A Program'.

Additional elements include a 'My Application' sidebar with a notification: 'Welcome to the Montana University System application (please save this email!)' and a 'View My Notifications' button. The top navigation bar includes 'My Application', 'Add Program', 'Submit Application', and 'Check Status'.

- 1) Personal Information
- 2) Academic History
- 3) Supporting Information
- 4) Program Materials

Only public Montana institutions. Private schools, like Carroll, U.P. and Rocky require that you use their apps.



# Adding Schools:



Apply Montana

My Application Add Program Submit Application Check Status

### Add Programs

After selecting a campus, click the "My Application" tab and then the 'Program Materials' quadrant to answer a small set of campus specific questions.

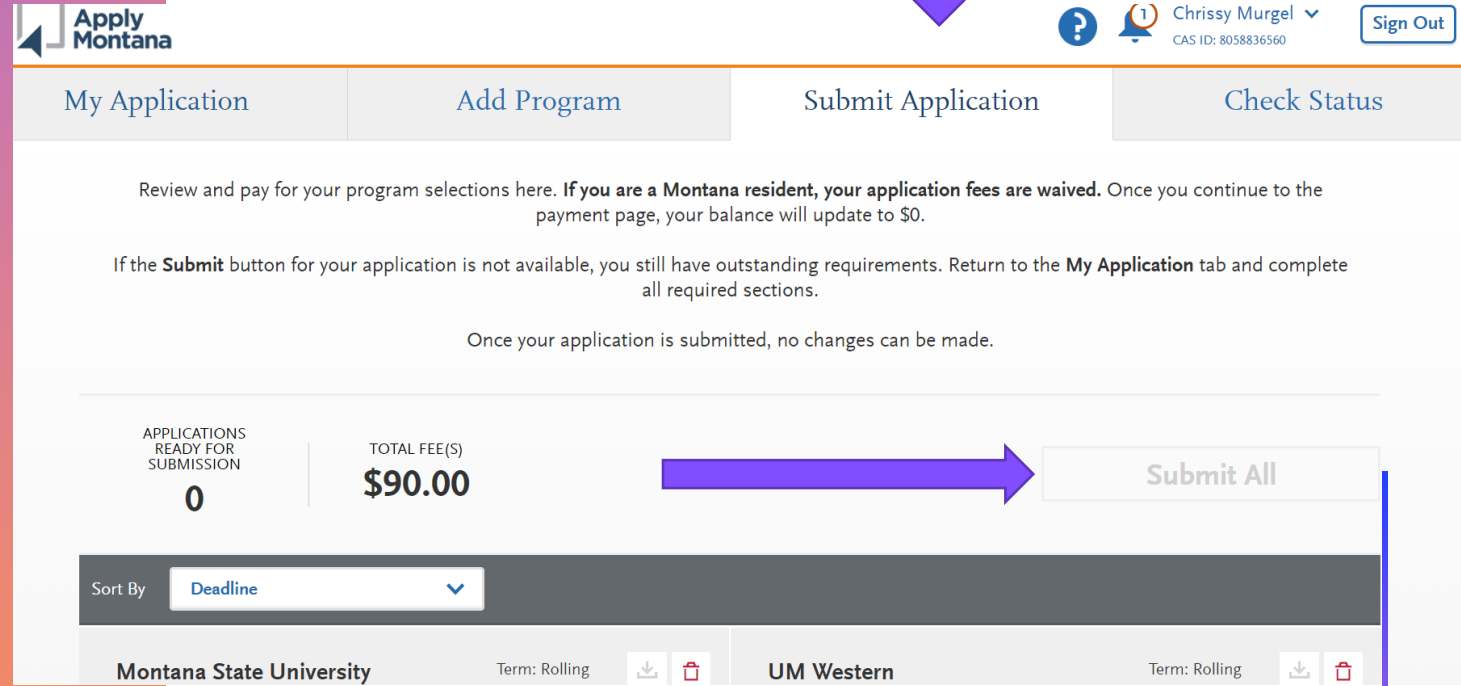
[Add Program](#) | [Selected Programs](#)

Showing results for:  Available Programs

Add	Campus	Start Term	Deadline	City	Campus Type
FLATHEAD VALLEY COMMUNITY COLLEGE					
	City College at MSU Billings	Rolling	Rolling	Billings	2 year



+  
• Submitting  
the  
Application:



Apply Montana

My Application Add Program **Submit Application** Check Status

Review and pay for your program selections here. **If you are a Montana resident, your application fees are waived.** Once you continue to the payment page, your balance will update to \$0.

If the **Submit** button for your application is not available, you still have outstanding requirements. Return to the **My Application** tab and complete all required sections.

Once your application is submitted, no changes can be made.

APPLICATIONS READY FOR SUBMISSION	TOTAL FEE(S)	<b>Submit All</b>
0	\$90.00	

Sort By **Deadline** ▾

Montana State University	Term: Rolling	UM Western	Term: Rolling
--------------------------	---------------	------------	---------------

Montana residents can submit their application free of charge.

# Why Apply?



Save time and money through [applymontana.org](https://applymontana.org)



Puts college within reach.



Apply early to qualify for more scholarship money. (Additional scholarship applications through each school's financial aid page).



Builds momentum towards the college planning process.



Alleviates stress and anxiety



Apply for campus housing sooner.



Going out-of-state? Apply during C.A.W. so that you have a Montana school as a back-up plan.

# Need help?

- Students are encouraged to start the application at home.
- If you are able to complete it without assistance, that's absolutely acceptable!
- If you need assistance, counselors will be available during 7<sup>th</sup> period and after school in the HHS Library (computer lab). Due to social distancing requirements, appointments are required.
- Secure your seat by completing this [form](#). It will also be available on the counseling web page.





# Next Steps:

## FAFSA (Free Application for Federal Student Aid)

Step One: FSA ID (student and one parent)

Step Two: FAFSA Application

### **Important Dates:**

October 1- Application available at [fafsa.gov](https://fafsa.gov)

December 1- Priority deadline for MT colleges

+

•

○

# Next Steps:

## **Scholarships!**

Apply through each college

Check the HHS School Counseling web page

Use a scholarship search tool like Fast Web